



Welcome to Key Stage One Year One



Transition from Early Years to Key Stage One Curriculum

- Continuing the Early Years Provision.
- Beginning the National Curriculum
- Integrated activities for free choice, role play, table top imaginative play and construction activities.



Reading



- Children read independently in school.
- Teachers hear children read as part of a group, once a week.
- An adult may read with children individually on another day during the week.
- Parent/grandparent readers
- Whole class reading of large texts.
- Focus on decoding and comprehension but most of all reading for enjoyment.
- E. R.I.C. (Everyone Reading In Class)

Read, Write Inc

- Each child is assessed and grouped across the whole of Key Stage One.
- Monday to Friday for 30 minutes.
- Focus on phonics (the sounds that groups of letters make).
- Homework may be sent home.
- Phonics Meeting in November (phonics pack)

How can you help at home?

- Make sure your child brings their reading folder to school every day.
- Read with your child every day for 5-10 minutes.
- Write *down* any comments about your child's reading and please sign when a book is completed, so we know if your child has read their book.
- Reading Initiative



English

- Follow children's interests.
- Purposeful writing.
- Talk for Writing
 - Partner work
 - Drama
 - Fun practical activities
- Writing from first hand experiences
- Brave Writing!
- Brave spelling using developing phonic knowledge



Mathematics



- Maths No Problem
 - Mastery approach
 - Fluency/Problem Solving/Reasoning (3 aims of N.C)
 - Lots of Talk Partner time
 - Children are encouraged to explain their methods of working
 - Lots of practical work using concrete apparatus
 - Move from concrete apparatus to pictorial representation to abstract
 - Use of textbooks, maths journals and workbooks
- * Maths meetings (5-10 mins) – three times a week

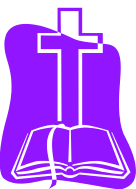
How can you help at home?

- Half termly KIRFs (key instant recall facts) are sent home e.g. number bonds, telling the time
- Lots of maths talk about the maths they see around them
e.g. numbers, 2D and 3D shapes
- Baking/weighing/measuring
- Fluency counting in ones, twos, fives and tens
- Numbers to 100
- Telling the time (hour and half hour)

Religious Education









- Daily acts of worship
- Half termly core values
- Class prayers
- R.E lessons based upon a half termly topic
 1. Who am I? What does it mean to belong?
 2. Incarnation: Why does Christmas matter to Christians?
 3. Who is a Muslim and what do they believe?
 4. Salvation: Why does Easter matter to Christians?
 5. Creation: Who made the world?
 6. How should we care for the world and for others?



Topic

Science, Geography, History, ICT, Music, DT and Art, PSHE are taught through a topic approach

- Incredible Me 
 - Whizz, Pop, Bang 
 - Long long ago 
 - Ada Twist, scientist investigates materials 
 - Barnaby Bear On Tour 
 - Ada Twist, scientist, investigates our local environment 
- * Newsletters will be made available on the website.

Physical Education

- P.E. kits to stay in school. They will be sent home to wash at the end of each half term.

White T-shirt

Black shorts

Sandshoes/Trainers (Outdoors)

- Please send PE kits in to school on the first day of each half term (clearly named).
- Earrings should be removed or covered with tape for health and safety reasons.
- Long hair should be tied back.
- Mrs Robson (Sports Partnership) teaches the children for a term each year.



Learning Together



- 5-10 minutes of reading every day
- Phonics (phonics pack)
- Half termly KIRFs
- Mathematics or English or Topic based piece of homework each week -issued on a Friday and to be returned on a Tuesday
- Spellings (weekly)
- Tricky word lists (updated each half term)
- Teacher suggestions for additional work at home
- At the end of each half term, your child will bring home their Learning Log to record what they have found out about their latest topic.

Water Bottles and Snacks

- Children need a water bottle as we have regular water breaks throughout the day.
- Water bottles must be labelled.
- A healthy snack is provided each day.



Contacting School



- If your child has a change in circumstance, please inform us.
- If your child is ill please notify the school office.
- If you have any concerns please let us know. At the end of the day is best as we begin teaching at 9 am.
- On Mondays and Fridays teachers will be available to speak to at the Year 1 entrance.

First Day Back

- Children enter school through Year One door
- Hang coats on pegs in the cloakroom
- Please have **all uniform labelled**
- Children exit school via the fire door at the back of the classroom

Any questions?

